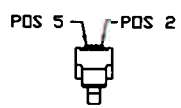
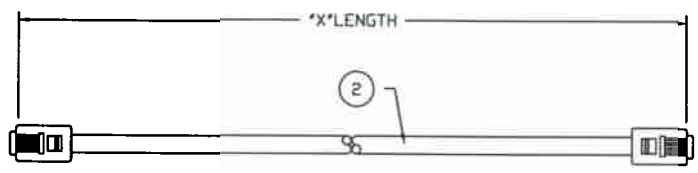
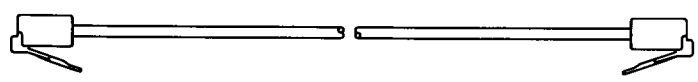


THESE DRAWINGS AND SPECIFICATIONS ARE THE SOLE PROPERTY OF I/O INTERCONNECT INC., U.S.A. AND SHALL NOT BE REPRODUCED, COPIED, OR USED IN ANY MANNER WITHOUT THE PRIOR WRITTEN CONSENT OF I/O INTERCONNECT INC. OR ITS AFFILIATED SUBSIDIARIES.

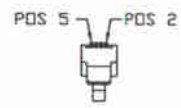
DWG. NO.	ZONE	REV.	DESCRIPTION	DATE	APPROVED
XX4-511-D		C	ECN C285	07/24/01	K.C.
		D	ADD NOTE & CHANGE P/N TO ROHS COMPLIANT PER ECN D829	04/21/05	M.G.



P1



P2



1 2 PLCS



WIRE DIAGRAM

P1		P2
2	BLACK	5
3	RED	4
4	GREEN	3
5	YELLOW	2

NOTES: UNLESS OTHERWISE SPECIFIED.

- CABLE TO BE BUNDLED AND TWIST TIED.
- TEST CABLE FOR ALL OPENS & SHORTS.
- PACKAGE CABLE ASSEMBLY INDIVIDUALLY IN PLASTIC BAG. PACKAGE INDIVIDUAL BAG PER LOT NUMBER QUANTITIES.
- MARK OUTSIDE SHIPPING BOX WITH CUSTOMER PART NUMBER.
- PLACE BAR CODE LABEL ON THE OUTSIDE OF EACH SHIPPING BOX LABEL DETAIL SEE DWG 090-990-001.
- ALL METRICAL SHOULD BE ROHS COMPLIANT.

ITEM	QTY	MFG.	IDI PART NO.	DESCRIPTION
2	"X"	IDI	GLF-120-410-010	MODULAR CABLE, 26 AWG (7/34) BARE COPPER, 4 CONDUCTOR, UNSHIELDED, BLACK PVC. ROHS COMPLIANT.
1	2 PCS	IDI	GLF-325-641-50X	CONNECTOR, MODULAR PLUG, 6 POSITION, 4 CONDUCTOR, 50u" Au, FLAT TYPE EXIT. ROHS COMPLIANT.

CABLE ASSEMBLY PARTS LIST

T.B.D.	GLF-464-254-511-D	25.0 FT ± 4.0 IN 7.62 M ± 101.6 MM
H1642-14-ND	GLF-464-144-511-D	14.0 FT ± 3.0 IN 4.27 M ± 76.2 MM
H1642-07-ND	GLF-464-074-511-D	7.0 FT ± 2.0 IN 2.13 M ± 50.8 MM
PART NUMBER DIGI-KEY	PART NUMBER I/O INTERCONNECT	LENGTH "X"
<small>UNLESS OTHERWISE NOTED: 1) DIMENSIONS ARE IN INCHES (MILLIMETER) 2) TOLERANCES: X.XX ± 0.25 (6.35)</small>		TITLE: 6P4C MODULAR, STANDARD STYLE, BLACK, CABLE ASSEMBLY P/N: H1642-XX-ND PART NO.: GLF-464-XX4-511-D SVG NO.: GLF-464-XX4-511-D CUSTOMER: DIGI-KEY SCALE: NONE SHEET 1 OF 1